



BOILER TUBE COMPANY OF AMERICA

BTA Imtec FLEXISEAL Access Doors


OVERVIEW

Boiler Tube Company of America (BTA), a Babcock Power Inc. Company, has been designing, fabricating and installing replacement pressure parts and components for boilers of all sizes and types since 1918. Since BTA began furnishing its patented FLEXISEAL Access Doors in 1984, almost 8000 units have been installed for a wide number of different applications, including new equipment as well as for retrofit on existing equipment. Applications include precipitators, boilers, scrubbers, SCRs, baghouses, economizers, and boiler penthouses.


FEATURES / BENEFITS

A wide range of types and sizes available for all temperatures and gas pressures

- Standard sizes and insulation materials are available for all applications for easy selection.
- Adequate sizes available for easy entry.



INSULATED DOUBLE DOOR



BOILER DOOR WITH TUBE PANEL



BOILER TUBE COMPANY OF AMERICA

506 CHARLOTTE HIGHWAY
P.O. BOX 849
LYMAN, SC 29365
TEL 864-439-4489 • 800-845-3052
FAX 864-439-8292

www.boilertubes.com

Flexible door design

- Maintains gasket pressure at all times, thus avoiding unwanted leaks.

All inner doors are hinged, not bolted

- Door can be opened and closed easily and quickly without tools, simplifying internal inspections and maintenance.
- Avoids having to remove the large number of bolted connections traditionally associated with many access doors.

Flush outside and inside construction

- Avoids soot build-up.

Simple safety latch on every door

- Prevents injury or entrapment of personnel.


Quick and easy installation

- Minimizes time and labor required to install, either for new equipment or for retrofitting on existing equipment.

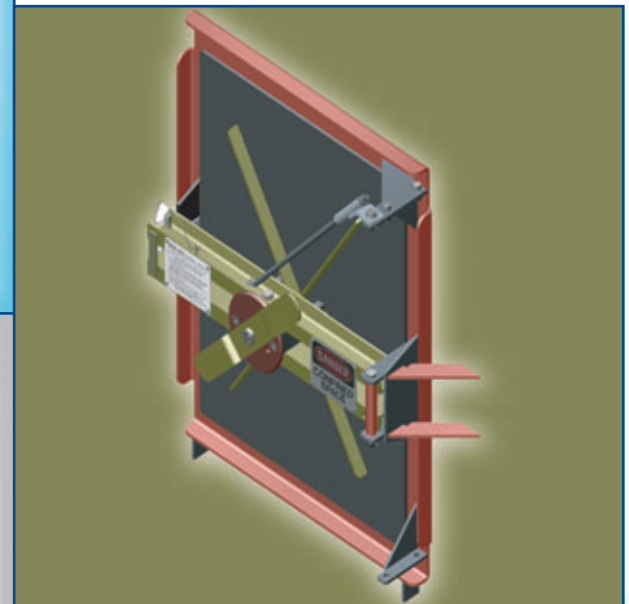
Special door designs available for catalyst replacement applications

- Bottom is flush with floor grate.
- Heavy catalyst modules can be dragged or wheeled in and out quickly.
- Monorail or other designs can also be accommodated.

CATALYST MODULE REMOVAL DOOR



CATALYST MODULE REMOVAL DOOR



SCRUBBER DOOR